



VHF AND UHF FM REPEATERS

IC-FR3100 (VHF FM Repeater)
IC-FR4100 (UHF FM Repeater)



25 Watt continuous full duty cycle operation

Employing a large heat sink, cooling fan and high performance power amplifier, the IC-FR3100/FR4100 provides a stable 25W at full duty cycle operation.

Automatic battery backup system

The repeater has a built-in power supply unit (220–240V AC). A built-in backup system supports automatic switching to an external power supply (13.2V DC) if the AC power supply fails.

Built-in CTCSS, DTCSS 2-Tone, 5-Tone and DTMF encoder & decoder

Multiple signaling systems are equipped as standard. These systems are fully compatible with Icom F-series radios.

Internal space for duplexer and isolator

The repeater has an internal space to install a duplexer and isolator*. The controls of the duplexer are accessible from the front of the repeater without disassembly. Faster and easier maintenance, and simple, convenient adjustment is possible.

* Ask your dealer for details about available duplexers and isolators.

16-digit alphanumeric display

The 16-digit alphanumeric LCD displays channel number, channel name, decoded ID (with 5-Tone and DTMF), etc. Great for use as a base station.

Telephone interconnect capability

DTMF remote control capability

You can control the repeater from a remote location over the air or over a phone line with DTMF.

Wall or rack mount available

With an optional microphone, the repeater can be placed on a desktop as a base station. The optional MB-77 wall mount bracket allows you to set the repeater on a wall. A 19" 3U height rack mount bracket, MB-78, is also available.



19-inch rack mount, MB-78



Installation on a wall with the MB-77


Icom Inc.

ADDITIONAL FEATURES

- Master/Slave backup operation by connecting two repeaters
- Self check function checks for internal errors and alerts with a beep sound or with a phone call
- Accessory connector (D-sub 25-pin) on the rear panel for trunking controller including LTR, PassPort, SmarTrunkII and MPT1327
- Compatible with VEGA tone remote control system
- 5-Tone relay function
- Optional Voice Scrambler UT-109 or UT-110
- CW ID transmitter (DTMF or 5-Tone also selectable)
- Password and kill/stun function for security
- A programmable button gives access to a customized function

All trademarks are the properties of their respective holders.

REAR VIEW



SPECIFICATIONS

GENERAL

- Frequency coverage : 150–174MHz (IC-FR3100), 400–430, 450–480MHz (IC-FR4100)
- Number of channels : 32 channels
- Channel spacing : 12.5/25kHz, 12.5/20kHz
- PLL channel step : 5, 6.25kHz
- Operating temperature range : -25°C to +55°C
- Power supply voltage : 13.2V DC and 220–240V AC (50/60Hz)
- Current drain (at 13.2V DC):
 - TX High (at 25W) 10A (VHF), 12A (UHF)
 - RX Max. audio 2A typ.
 - Stand-by 1A typ.
- Antenna impedance : 50Ω (Type-N × 2)
- Dimensions (W × H × D) : 410 × 110 × 360 mm (Projections are not included)
- Weight (approx.) : 12kg

TRANSMITTER

- Output power (at 13.2V DC) : 25W, 5W selectable
- Frequency error : ±1.0kHz
- Max. frequency deviation : ±5.0/4.0/2.5kHz (W/M/N)
- Spurious emissions : 0.25μW/-36dBm
- Adjacent channel power : 70dB (Wide, Middle), 60dB (Narrow)
- Intermodulation attenuation: 40dB
- Microphone impedance : 600Ω (8-pin modular)

RECEIVER

- Sensitivity (at 20dB SINAD): ±0dBμV typ. (emf)
- Squelch sensitivity : -4dBμV typ. (emf)
- Adjacent Ch. selectivity : 70dB (Wide, Middle), 60dB (Narrow)
- Spurious response : 70dB
- Intermodulation rejection : 70dB
- Audio output power : 2.5W typ. at 10% distortion with a 4Ω load
- Ext. speaker connector : 2-conductor 3.5 (d) mm/4Ω

Applicable U.S. Military Specifications

Icom makes rugged products that have been tested to and passed the following MIL-STD requirements and strict environmental standards.



Standard	MIL 810 C		MIL 810 D		MIL 810 E		MIL 810 F	
	Method	Proc.	Method	Proc.	Method	Proc.	Method	Proc.
High Temp.	501.1	I	501.2	I, II	501.3	I, II	501.4	I, II
Low Temp.	502.1	I	502.2	I, II	502.3	I, II	502.4-3	I, II
Vibration	514.2	VIII, X	514.3	I	514.4	I	514.5	I
Shock	516.2	I	516.3	I	516.4	I	516.5	I

Compatibility of functions for use with a telephone line may not work in some countries.

Measurements made in accordance with ETS 300 086. All stated specifications are subject to change without notice or obligation.

OPTIONS

- **MB-77 WALL MOUNT BRACKET**
For mounting the repeater on a wall. Hinges provide easy maintenance while mounted.
- **MB-78 19" RACK MOUNT BRACKET**
The 19 inch rack mount bracket is 3U height (133.5mm).
- **HM-152 HAND MICROPHONE**
- **HM-152T DTMF MICROPHONE**
- **SM-25 DESKTOP MICROPHONE**
Convenient for dispatching. Equipped with a monitor switch.
- **UT-109 VOICE SCRAMBLER UNIT (Version 01)**
Provides operating security. Up to 32 non-rolling scrambling codes are available.
- **UT-110 VOICE SCRAMBLER UNIT (Version 01)**
Up to 1020 (255 codes × 4 groups) rolling scrambling codes are available.



Icom Inc. 1-1-32, Kami-minami, Hirano-ku, Osaka 547-0003, Japan Phone: +81 (06) 6793 5302 Fax: +81 (06) 6793 0013 URL: <http://www.icom.co.jp/world/index.html> **Count on us!**

Icom America Inc.
2380 116th Avenue NE,
Bellevue, WA 98004, U.S.A.
Phone : +1 (425) 454-8155
Fax : +1 (425) 454-1509
E-mail : sales@icomamerica.com
URL : <http://www.icomamerica.com>

Icom New Zealand
146A Harris Road, East Tamaki,
Auckland, New Zealand
Phone : +64 (09) 274 4062
Fax : +64 (09) 274 4708
E-mail : inquiries@icom.co.nz
URL : <http://www.icom.co.nz>

Icom (UK) Ltd.
Unit 9, Sea St., Herne Bay,
Kent, CT6 8LD, U.K.
Phone : +44 (0)1227 741741
Fax : +44 (0)1227 741742
E-mail : info@icomuk.co.uk
URL : <http://www.icomuk.co.uk>

Asia Icom Inc.
6F No. 68, Sec. 1 Cheng-Teh Road,
Taipei, Taiwan, R.O.C.
Phone : +886 (02) 2559 1899
Fax : +886 (02) 2559 1874
E-mail : sales@asia-icom.com
URL : <http://www.asia-icom.com>

Icom Canada
Glenwood Centre #150-6165 Highway 17,
Delta, B.C., V4K 5B8, Canada
Phone : +1 (604) 952-4266
Fax : +1 (604) 952-0090
E-mail : info@icomcanada.com
URL : <http://www.icomcanada.com>

Icom (Europe) GmbH
Communication Equipment
Himmelgeister Str. 100,
D-40225 Düsseldorf, Germany
Phone : +49 (0)211 346047
Fax : +49 (0)211 333639
E-mail : info@icom-europe.com
URL : <http://www.icomeurope.com>

Icom France s.a.s.
Zac de la Plaine,
1 Rue Brindejonn des Moulinais, BP 45804,
31505 Toulouse Cedex 5, France
Phone : +33 (5) 61 36 03 03
Fax : +33 (5) 61 36 03 00
E-mail : icom@icom-france.com
URL : <http://www.icom-france.com>

Beijing Icom Ltd.
10C07, Long Silver Mansion, No.88, Yong Ding
Road, Haidian District, Beijing, 100039, China
Phone : +86 (010) 5889 5391/5392/5393
Fax : +86 (010) 5889 5395
E-mail : bjicom@bjicom.com
URL : <http://www.bjicom.com>

Icom (Australia) Pty. Ltd.
Unit 1 / 103 Garden Road,
Clayton VIC 3169 Australia
Phone : +61 (03) 9549 7500
Fax : +61 (03) 9549 7505
E-mail : sales@icom.net.au
URL : <http://www.icom.net.au>

Icom Spain S.L.
Ctra. Rubi, No. 88 "Edificio Can Castanyer"
08190, Sant Cugat del Valles, Barcelona, Spain
Phone : +34 (93) 590 26 70
Fax : +34 (93) 589 04 46
E-mail : icom@icomspain.com
URL : <http://www.icomspain.com>

Icom Polska
Sopot, 3 maja 54, Poland
Phone : +49 (58) 550 7135
Fax : +48 (58) 551 0484
E-mail : icompolska@icompolska.com.pl
URL : <http://www.icompolska.com.pl>

Your local distributor/dealer: